



LEICA **SUMMICRON-M** 28 f/2 ASPH.

Technical Data.



Lens	Leica Summicron-M 28 f/2 ASPH.
Order Number	11618
View angle (diagonal/horizontal/vertical) Full-frame (24 x 36 mm)	74°/65°/46°
Lens system	
Number of lenses/assemblies	9/6
Number of aspherical surfaces	1
Position of the entrance pupil before the bayonet	12.7 mm
Focus range	Live View: 0.4 m to ∞, rangefinder: 0.7 m to ∞
Focusing	
Scale	Combined scale meter (m)/foot (ft)
Smallest object field	Full-frame: 272x408 mm
Largest scale	1:11.3
Aperture	
Setting/Function	Click-stop diaphragm with half-increment lock settings
Smallest aperture	16
Number of diaphragm blades	10
Bayonet	Leica M bayonet with 6-bit encoding
Filter thread	E46
Lens hood	Extendable
Dimensions	
Length	Approx. 55 mm
Diameter	Approx. 58 mm
Weight	Approx. 275 g



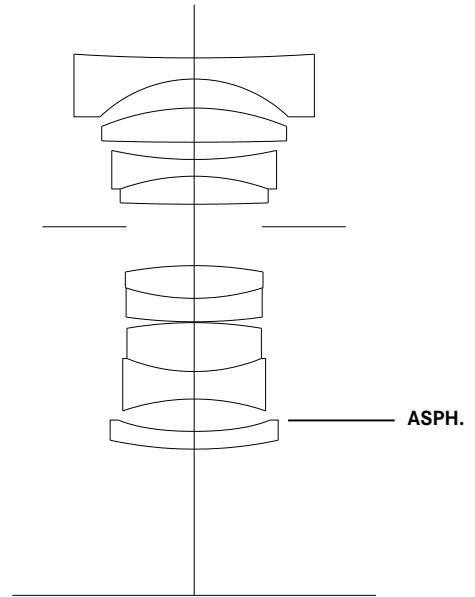
LEICA **SUMMICRON-M** 28 f/2 ASPH.

TECHNICAL DRAWING



Figure 1:1

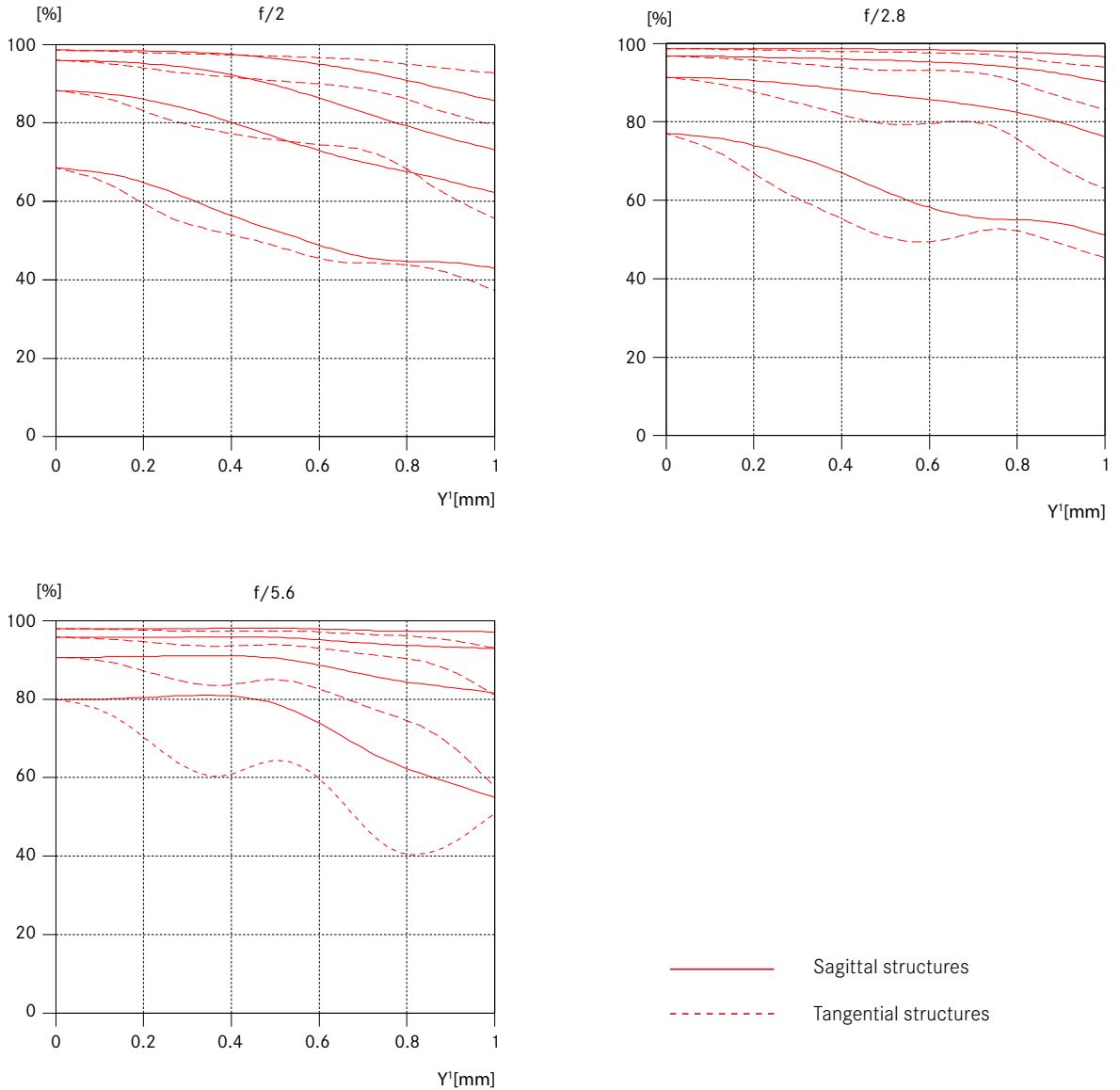
LENS CUT





LEICA **SUMMICRON-M** 28 f/2 ASPH.

MTF DIAGRAMS



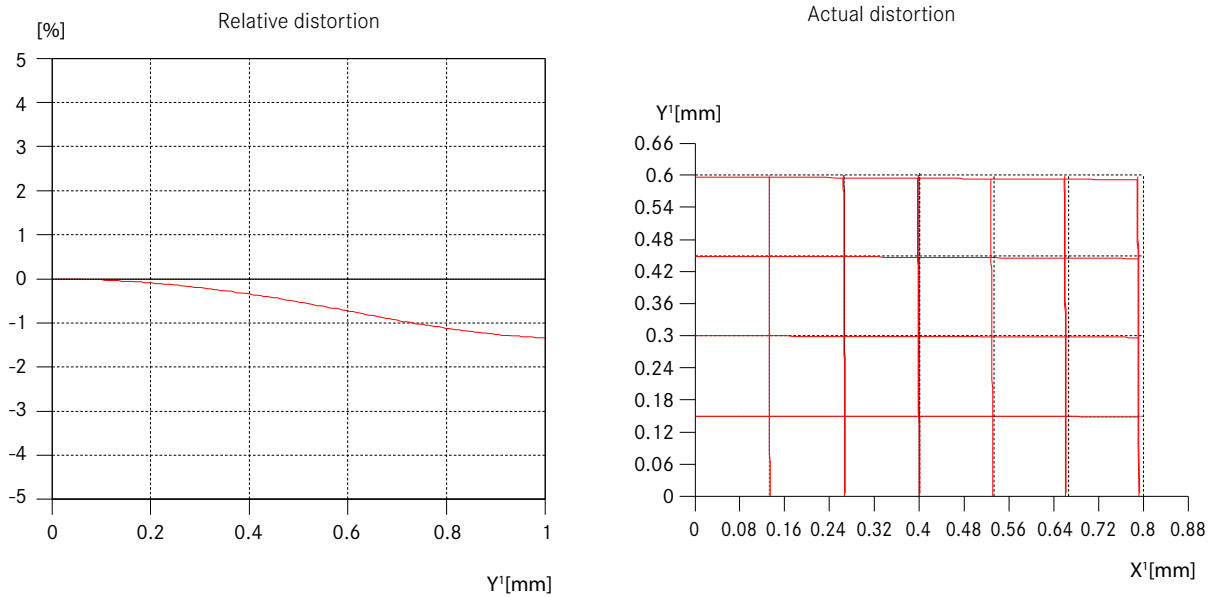
MTF CURVES

The MTF is shown in each case for the max. aperture as well as for 2.8 and 5.6 for long focus distances (infinity). The contrast is plotted in percentages for 5, 10, 20, 40 Lp/mm over the height of the format for tangential (dashed line) and sagittal structures (continuous line) for white light. The plots for 5 and 10 Lp/mm offer an impression of the contrast behavior for coarser object structures, while the 20 and 40 Lp/mm plots document the resolution capability for fine and finest object structures.

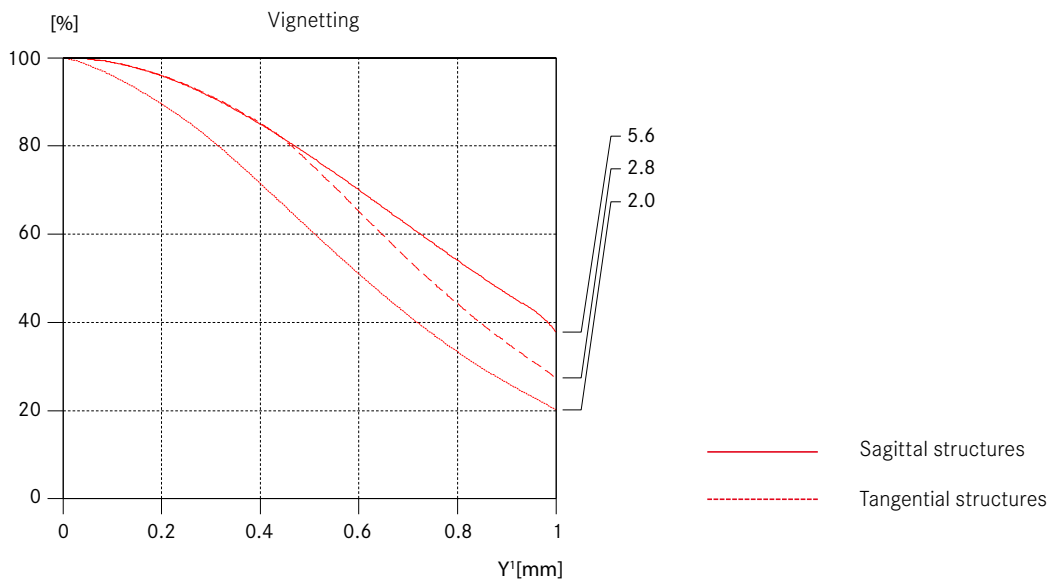


LEICA SUMMICRON-M 28 f/2 ASPH.

DISTORTION



VIGNETTING



DISTORTION

Distortion is the deviation of the actual image height from the ideal image height, whereby the ideal image height is calculated from the object height and the reproduction scale. Relative distortion states the percentage deviation of the actual to the ideal image height. The image height of 21.6 mm is the radial distance between one corner of the image field and the middle of the image field (image format 24 mm x 36 mm). The graph of the effective distortion illustrates the actual line and the curvature of horizontal and vertical lines in the image horizon.

VIGNETTING

Vignetting is a continuous decrease of image brightness (irradiance) towards the edges of the image (shading compensation, darkening of the image corners). The graph shows the diminishing brightness in percent applied over the image height. 100% means no vignetting.